

Scaled data based on original data using  
LM-79-08 Approved Method: Electrical and Photometric Measurements of Solid-  
State Lighting Products

Test Report Prepared for  
Cooper Lighting Solutions  
(formerly Eaton)

Brand: McGRAW-EDISON

Report Number: P386619

Luminaire Tested: **GWC-SA2B-735-U-T2**

Issue Date: 3/3/2020

**Test Information**

Test Method: LM-79-08  
Report Number: P386619  
TEST IS SCALED FROM IESNA LM-79-08 TEST DATA (G2-1903-205-12)  
Test Lab: INNOVATION CENTER  
Issue Date: 3/3/2020  
Manufacturer: COOPER LIGHTING SOLUTIONS (FORMERLY EATON)  
Product Line: MCGRAW-EDISON  
Catalog Number: GWC-SA2B-735-U-T2  
Description: GALLEON WALL LUMINAIRE  
(2) 70 CRI, 3500K, 800mA LIGHTSQUARES WITH 16 LEDS EACH AND TYPE II OPTICS  
Light Source: -  
Ballast/Driver: ELECTRONIC DRIVER

**Summary**

Lumens per Lamp: N/A  
Luminaire Lumens: 10993.7 lumens  
Efficiency: N/A  
Efficacy: 127.8 lumens/watt  
Luminous Opening: Rectangular (W 1' x L: 0.5' x H: 0')  
IES Classification: Type III - Medium  
BUG Rating: B2 - U0 - G2

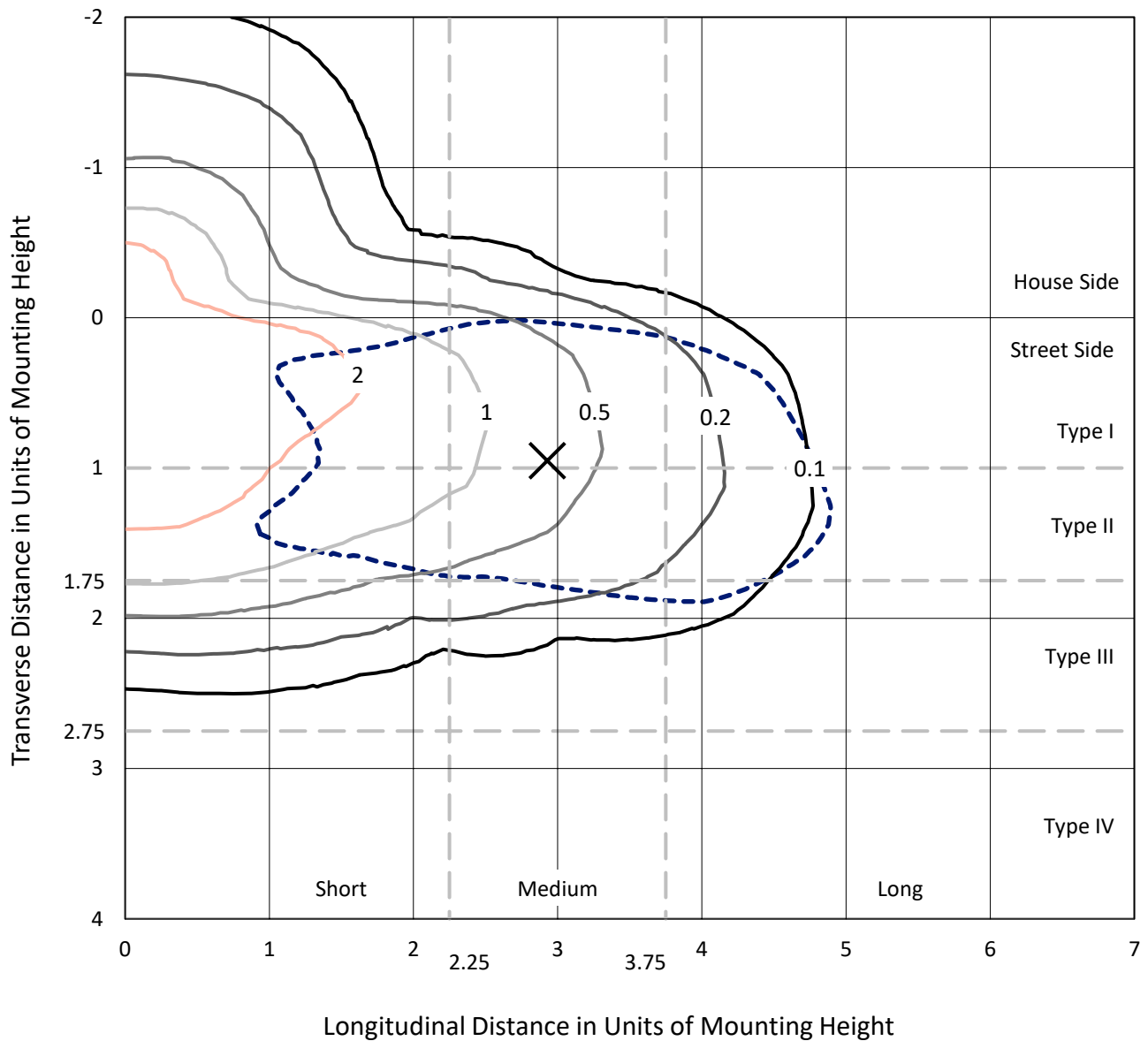
Input Watts (W): 86  
Input Voltage (V): NR  
Input Current (Ain): NR  
Voltage Rise (V): NR  
Power Factor: NR  
Total Harmonic Distortion (THDi): NR  
Frequency (hertz): 60  
Stabilization Time: NR  
Operation Time: NR  
Ambient Temperature (°C): NR  
Test Distance: 24 FT



REPORT NUMBER: P386619  
 CATALOG NUMBER: GWC-SA2B-735-U-T2

### Iso-Footcandle Lines of Horizontal Illumination

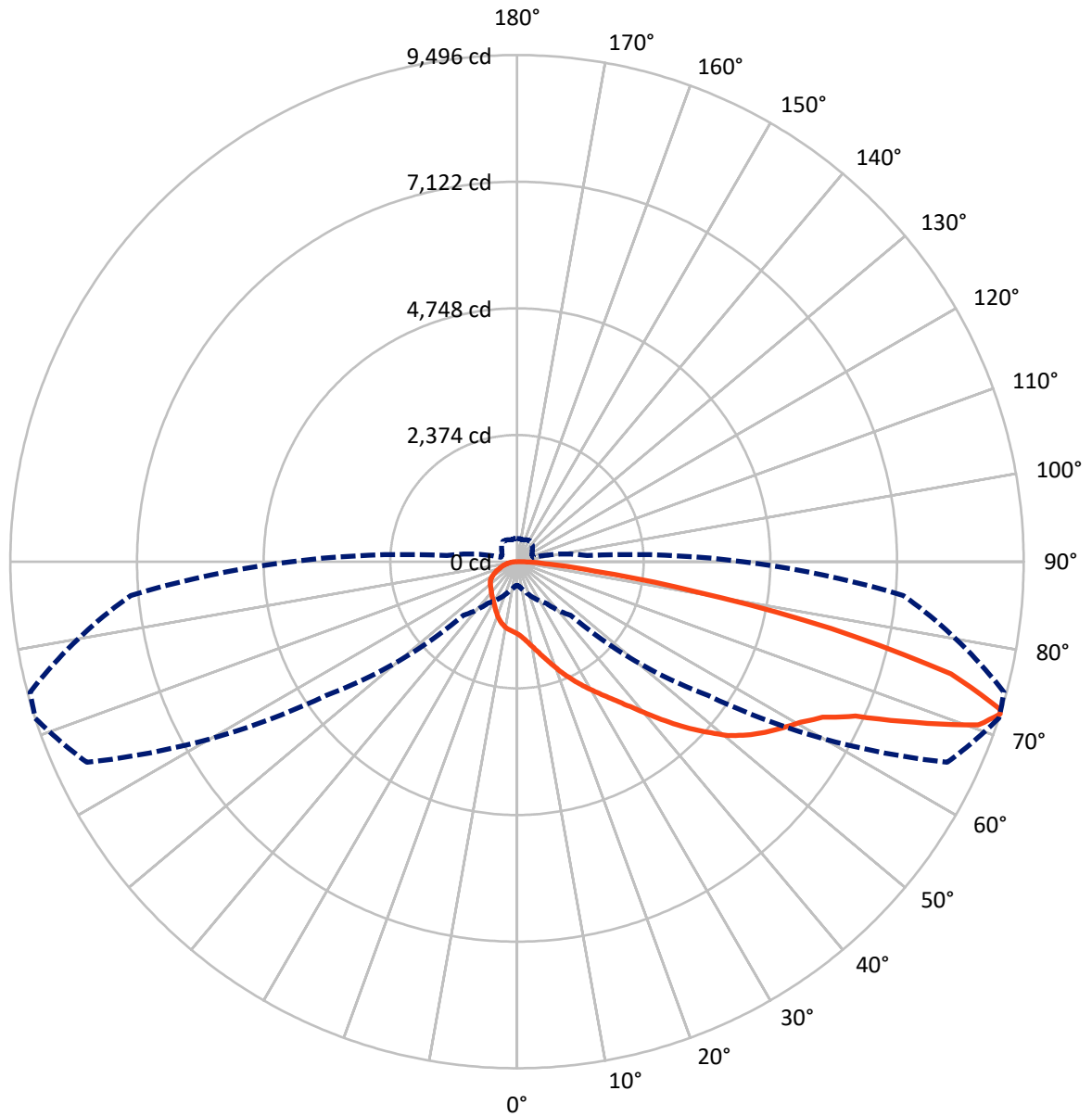
✕ Max cd  
 - - - 1/2 Max cd



Based on 20 foot mounting height. Maximum calculated value = 4.7 fc  
 Type III - Medium - N/A

REPORT NUMBER: P386619  
CATALOG NUMBER: GWC-SA2B-735-U-T2

### Luminous Intensity Polar Plot



— Vertical Plane Through 72-Deg Lateral    - - - Horizontal Cone Through 72-Deg Vertical

REPORT NUMBER: P386619

CATALOG NUMBER: GWC-SA2B-735-U-T2

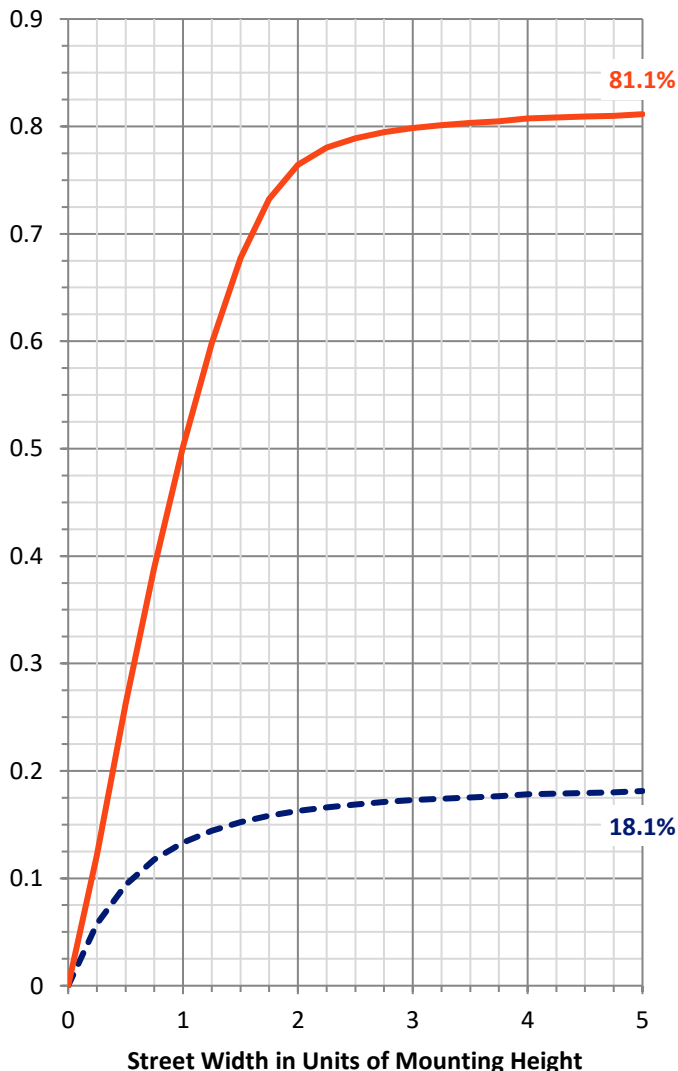
**FLUX DISTRIBUTION:**

		Downward	Upward	Total
<b>House Side</b>	Lumens	2039.4	0.0	2039.4
	% Fixture	18.6	0.0	18.6
<b>Street Side</b>	Lumens	8954.3	0.0	8954.3
	% Fixture	81.4	0.0	81.4
<b>Total</b>	Lumens	10993.7	0.0	10993.7
	% Fixture	100.0	0.0	100.0

**ZONAL LUMENS:**

Zone	Lumens	% Fixture
0°-10°	135.5	1.2
10°-20°	438.0	4.0
20°-30°	767.4	7.0
30°-40°	1137.9	10.4
40°-50°	1664.2	15.1
50°-60°	2289.9	20.8
60°-70°	2549.4	23.2
70°-80°	1727.5	15.7
80°-90°	283.9	2.6
90°-100°	0.0	0.0
100°-110°	0.0	0.0
110°-120°	0.0	0.0
120°-130°	0.0	0.0
130°-140°	0.0	0.0
140°-150°	0.0	0.0
150°-160°	0.0	0.0
160°-170°	0.0	0.0
170°-180°	0.0	0.0
0°-90°	10993.7	100.0
0°-180°	10993.7	100.0

**Coefficient of Utilization**



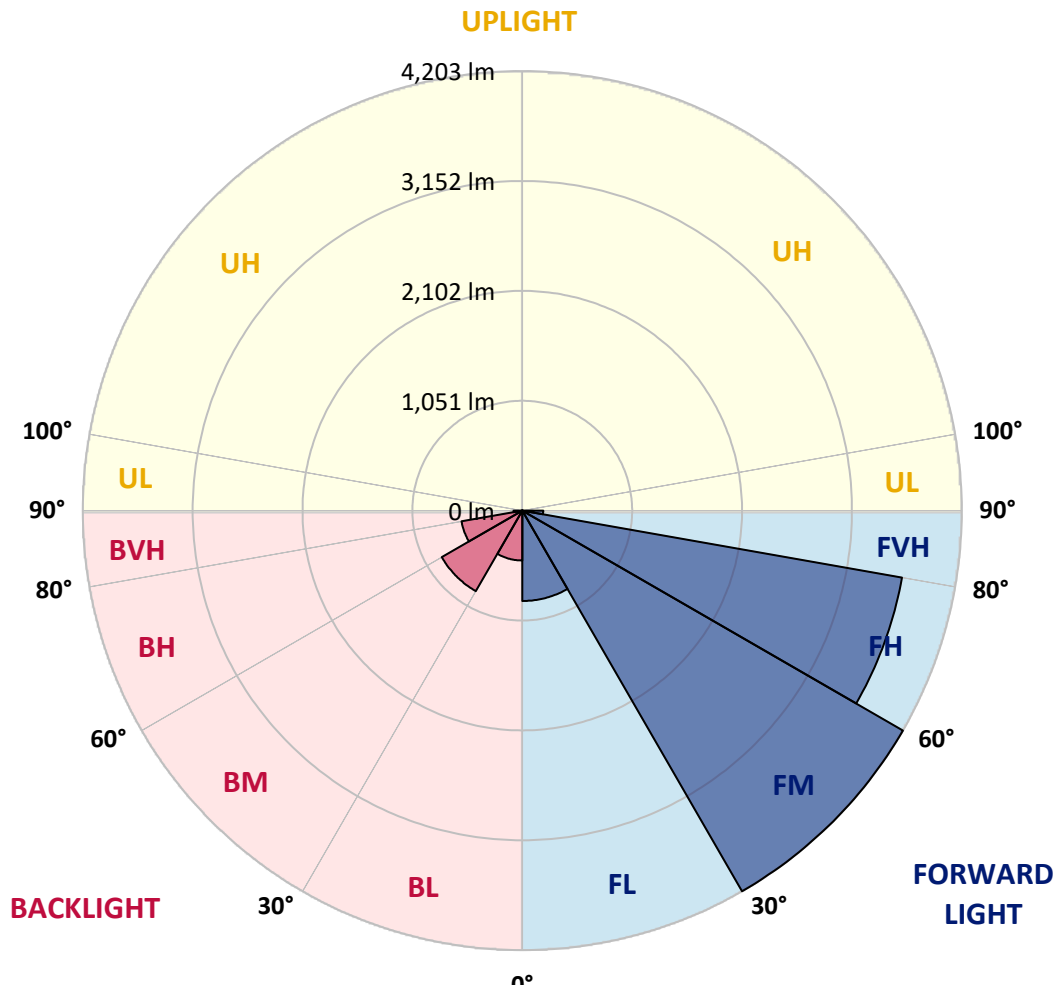
REPORT NUMBER: P386619

CATALOG NUMBER: GWC-SA2B-735-U-T2

**LUMINAIRE CLASSIFICATION SYSTEM LUMEN TABLE AND BUG RATING:**

Zone	Lumens	% Fixture	Zone Rating/Lumen Limit		
			B	U	G
FL (0°-30°)	864.2	7.9			
FM (30°-60°)	4203.0	38.2			
FH (60°-80°)	3686.8	33.5			G2/5000
FVH (80°-90°)	200.3	1.8			G2/225
BL (0°-30°)	476.7	4.3	B1/500		
BM (30°-60°)	889.0	8.1	B1/1000		
BH (60°-80°)	590.0	5.4	B2/1000		G2/1000
BVH (80°-90°)	83.6	0.8			G1/100
UL (90°-100°)	0.0	0.0		U0/0	
UH (100°-180°)	0.0	0.0		U0/0	

**BUG Rating: B2-U0-G2**  
 Type III Medium





REPORT NUMBER: P386619  
 CATALOG NUMBER: GWC-SA2B-735-U-T2

**CANDELA DISTRIBUTION (FULL):**

	0°	5°	15°	25°	35°	45°	55°	65°	72°	75°	85°
0°	1352.5	1352.5	1352.5	1352.5	1352.5	1352.5	1352.5	1352.5	1352.5	1352.5	1352.5
2.5°	1494.1	1491.9	1483.9	1483.9	1468.7	1455.9	1431.6	1415.4	1396.0	1389.3	1366.5
5°	1638.7	1639.4	1629.6	1622.8	1600.4	1573.2	1532.0	1494.5	1457.0	1441.9	1395.3
7.5°	1760.2	1758.6	1756.0	1750.4	1729.5	1701.5	1645.9	1590.2	1535.0	1512.2	1432.0
10°	1838.2	1841.6	1843.8	1846.5	1837.8	1817.7	1765.1	1697.4	1625.1	1594.1	1475.9
12.5°	1877.6	1883.6	1894.2	1912.4	1926.8	1924.4	1886.2	1814.3	1728.4	1689.4	1530.8
15°	1900.7	1908.6	1925.3	1957.8	1998.3	2021.4	2011.1	1946.0	1850.3	1802.2	1597.8
17.5°	1915.0	1921.4	1947.2	1990.8	2050.9	2112.2	2139.1	2084.6	1988.0	1933.2	1674.7
20°	1924.8	1929.8	1961.9	2013.0	2091.0	2188.7	2263.7	2250.0	2139.8	2068.7	1754.9
22.5°	1946.8	1951.0	1981.7	2033.1	2119.5	2245.5	2383.6	2404.1	2300.0	2219.4	1840.8
25°	2008.1	2008.1	2033.9	2069.9	2150.8	2294.7	2485.1	2575.5	2463.6	2369.6	1920.3
27.5°	2125.1	2124.0	2133.5	2146.0	2207.3	2344.6	2575.5	2727.0	2633.1	2530.5	1997.5
30°	2263.7	2271.3	2272.4	2266.3	2295.0	2407.1	2659.2	2886.8	2803.8	2693.3	2076.6
32.5°	2442.0	2446.8	2441.2	2421.1	2417.0	2495.7	2741.3	3054.1	2988.6	2863.3	2149.0
35°	2668.3	2658.9	2641.0	2600.1	2561.2	2614.1	2835.3	3221.4	3196.0	3068.8	2248.5
37.5°	2911.0	2911.4	2889.4	2796.7	2742.8	2765.6	2964.7	3411.0	3446.9	3313.3	2376.1
40°	3105.5	3115.8	3129.4	3007.5	2937.9	2969.2	3129.4	3630.9	3743.8	3603.3	2542.3
42.5°	3241.4	3253.1	3291.7	3215.3	3143.0	3201.3	3323.2	3865.6	4076.9	3937.9	2736.8
45°	3385.3	3391.7	3418.9	3386.0	3339.8	3471.2	3541.6	4108.6	4429.2	4294.5	2954.5
47.5°	3536.7	3543.5	3571.5	3549.6	3525.4	3723.3	3769.5	4337.7	4767.0	4686.3	3186.9
50°	3723.7	3728.2	3754.8	3714.9	3722.5	3913.3	3973.2	4547.8	5120.8	5038.3	3420.1
52.5°	3978.8	3979.9	4016.7	3980.7	3945.1	4052.6	4148.4	4745.7	5398.3	5359.3	3653.3
55°	4178.7	4190.8	4311.2	4303.6	4283.2	4179.1	4294.9	4934.3	5645.9	5664.5	3900.8
57.5°	4051.1	4098.4	4342.2	4514.1	4681.4	4493.6	4492.8	5146.6	5876.0	5963.8	4173.0
60°	3548.0	3612.3	3971.7	4352.8	4876.3	5041.0	4903.9	5405.9	6108.5	6260.6	4514.1
62.5°	2533.9	2639.9	3126.7	3735.4	4609.0	5403.6	5740.5	5817.4	6424.5	6604.3	4957.4
65°	1281.0	1361.2	1769.3	2502.5	3682.4	5166.7	6649.8	6718.3	6973.8	7133.6	5639.8
67.5°	778.3	808.5	1007.7	1391.9	2257.6	4024.6	6946.5	8220.0	8036.7	8121.5	6613.1
70°	573.5	595.9	720.0	924.4	1298.4	2361.7	6035.8	9291.5	9171.2	9161.7	7332.3
72°	446.7	462.9	572.7	746.8	949.4	1416.9	4374.8	8896.1	9496.0	9448.3	7266.4
72.5°	423.6	437.9	537.9	702.9	897.1	1284.3	3933.4	8629.2	9472.6	9451.0	7181.2
75°	333.5	343.7	398.2	543.5	702.2	728.7	2155.4	6687.3	8403.2	8752.5	6459.0
77.5°	276.0	277.5	306.2	395.6	547.4	515.2	1058.8	4639.8	6017.2	6401.4	4575.4
80°	224.9	226.8	240.4	277.5	414.1	381.2	502.7	2668.0	3368.9	3373.2	2175.8
82.5°	179.0	179.4	194.5	202.9	297.5	272.5	288.1	1252.6	1472.1	1416.1	782.0
85°	126.1	123.4	190.0	166.6	194.5	174.9	158.9	495.9	608.7	582.2	244.9
87.5°	42.0	43.5	84.5	107.8	113.6	99.2	70.8	190.0	229.8	227.9	77.6
90°	0.0	0.0	0.0	0.0	0.0	0.0	0.0	0.0	0.0	0.0	0.0



REPORT NUMBER: P386619

CATALOG NUMBER: GWC-SA2B-735-U-T2

**CANDELA DISTRIBUTION (continued):**

	90°	95°	105°	115°	125°	135°	145°	155°	165°	175°	180°
0°	1352.5	1352.5	1352.5	1352.5	1352.5	1352.5	1352.5	1352.5	1352.5	1352.5	1352.5
2.5°	1359.3	1347.2	1329.4	1309.7	1294.2	1278.3	1266.6	1260.6	1253.7	1248.1	1254.8
5°	1373.7	1351.0	1313.2	1276.1	1248.8	1224.6	1207.1	1198.1	1189.7	1184.1	1184.9
7.5°	1397.2	1360.4	1296.8	1242.7	1204.9	1178.8	1161.0	1154.9	1149.6	1148.1	1150.0
10°	1422.1	1368.0	1275.3	1203.4	1160.2	1138.6	1130.7	1134.9	1138.6	1142.0	1145.9
12.5°	1450.5	1374.8	1243.9	1157.1	1120.5	1112.1	1120.1	1138.3	1151.5	1159.5	1164.4
15°	1487.6	1380.9	1207.5	1111.0	1086.4	1095.9	1122.8	1154.1	1177.2	1192.0	1194.3
17.5°	1521.7	1380.5	1161.0	1064.4	1058.8	1086.4	1126.9	1171.2	1202.2	1223.1	1227.2
20°	1557.0	1370.3	1106.9	1019.1	1030.8	1076.2	1128.8	1182.1	1219.6	1243.9	1249.6
22.5°	1589.8	1352.5	1047.4	977.7	1007.3	1062.5	1121.6	1175.7	1213.2	1232.9	1239.0
25°	1612.2	1321.4	987.2	943.0	986.5	1045.9	1098.2	1141.6	1169.6	1179.5	1181.0
27.5°	1623.6	1281.0	930.5	912.6	964.9	1018.7	1054.6	1076.2	1084.2	1083.4	1081.9
30°	1625.1	1227.6	881.6	888.0	939.9	978.6	995.6	991.4	981.2	963.7	965.2
32.5°	1620.2	1167.4	840.8	864.6	908.1	929.7	930.5	910.4	883.1	855.5	847.9
35°	1621.7	1108.4	804.8	838.1	869.5	879.0	870.3	840.8	803.7	768.0	760.4
37.5°	1638.3	1056.9	773.7	807.4	826.8	829.0	816.5	785.4	758.2	723.4	720.3
40°	1678.0	1020.2	744.2	772.9	783.9	785.1	767.3	745.3	747.6	729.1	728.7
42.5°	1749.6	1004.3	718.1	737.0	743.8	746.1	732.4	718.4	738.2	726.1	721.8
45°	1842.0	1008.1	696.1	701.8	714.3	724.9	716.6	699.6	707.1	654.5	637.1
47.5°	1948.7	1032.3	678.7	671.6	693.1	713.2	700.3	674.6	647.7	595.5	585.6
50°	2073.6	1069.8	662.8	641.6	670.0	697.3	684.4	647.7	607.1	581.8	578.4
52.5°	2203.8	1115.5	647.0	608.7	640.9	685.2	678.7	641.6	591.6	566.6	562.1
55°	2351.5	1161.7	626.9	570.5	609.5	679.5	676.1	619.6	579.9	565.9	562.5
57.5°	2535.0	1214.4	600.4	530.7	579.9	659.1	648.5	606.4	567.8	557.2	556.0
60°	2774.3	1291.9	562.1	488.3	544.0	627.6	625.4	587.1	548.5	540.9	539.4
62.5°	3133.2	1420.3	509.5	445.9	503.8	574.3	595.1	561.0	528.0	527.7	528.4
65°	3689.6	1613.3	452.3	408.8	463.3	529.2	559.9	534.1	507.3	514.8	515.9
67.5°	4334.6	1773.5	396.3	372.5	422.1	486.4	528.0	507.3	479.6	499.3	499.7
70°	4549.3	1630.3	347.1	336.5	379.3	445.2	493.7	477.7	449.7	469.4	467.5
72°	4233.6	1316.2	315.4	309.2	347.1	411.1	462.9	450.1	422.4	435.7	430.8
72.5°	4134.0	1254.8	307.4	302.5	338.4	402.3	455.0	443.3	415.6	427.0	422.4
75°	3687.7	1089.8	264.3	265.4	295.3	360.0	410.3	406.6	378.2	379.3	377.8
77.5°	2674.7	799.0	222.5	230.2	251.4	316.5	365.3	363.0	332.0	326.3	325.1
80°	1241.2	407.7	181.3	184.7	206.7	264.6	311.5	308.5	283.5	276.4	272.1
82.5°	425.1	193.8	136.3	138.6	160.2	213.1	270.3	268.4	247.5	233.5	224.9
85°	151.8	96.6	95.3	93.1	114.3	167.7	235.4	225.3	194.5	165.8	165.1
87.5°	49.2	41.2	49.2	48.8	66.6	113.6	171.1	145.7	141.2	117.3	115.1
90°	0.0	0.0	0.0	0.0	0.0	0.0	0.0	0.0	0.0	0.0	0.0



Signify Classified - Internal  
Cooper Lighting Solutions Photometric Lab  
1121 Highway 74 South  
Peachtree City, GA 30269

Scaled Data Report



Report Generated By 670245982

Signify Classified - Internal  
Cooper Lighting Solutions Photometric Lab  
1121 Highway 74 South  
Peachtree City, GA 30269

Scaled Data Report



Signify Classified - Internal  
Cooper Lighting Solutions Photometric Lab  
1121 Highway 74 South  
Peachtree City, GA 30269

Scaled Data Report



Signify Classified - Internal  
Cooper Lighting Solutions Photometric Lab  
1121 Highway 74 South  
Peachtree City, GA 30269

Scaled Data Report





--- HS — SS

Signify Classified - Internal  
Cooper Lighting Solutions Photometric Lab  
1121 Highway 74 South  
Peachtree City, GA 30269

Scaled Data Report



u

Signify Classified - Internal  
Cooper Lighting Solutions Photometric Lab  
1121 Highway 74 South  
Peachtree City, GA 30269

Scaled Data Report



Signify Classified - Internal  
Cooper Lighting Solutions Photometric Lab  
1121 Highway 74 South  
Peachtree City, GA 30269

Scaled Data Report



(END OF REPORT)